


How to Separate and Put out your Trash and Recyclables

Oversized Waste Reception Center 0570-666-861

From a phone that cannot be connected to the number above (Some of IP phones, etc.) **[06-6486-0530]**
 (Application Period) Oversized Waste: From 3 months to 7 days before the collection day. (Application on the internet is to 14 days before the collection day.)
 Special Pick-ups: From 3 months to 3 days before the collection day.

Oversized Waste

Is the item you want to throw away an electric appliance?



Yes.

No.



Is the maximum length or dimension shorter than 30 cm?

Yes.

No.

Does it fit in the city designated garbage bag?

No.

Yes.



Non-burnable Trash



Oversized Waste



Burnable Trash



Non-burnable Trash

(※) Please ask Domestic Trash Management Division for details because there are some exceptions.

Plastic products/Wooden products, etc.

Glass products/Metal products, etc.

※We accept applications from 3 months to 7 days before the collection day.

by appointment
Fee required


Special Pick-ups



When you put out an unusually large amount of trash due to moving house or cleanup



When you put out more than 3 designated bags of leaves or weeds



When you put out more than 5 oversized items



When you want your trash picked up on a day other than the designated collection days

※We accept applications from 3 months to 3 days before the collection day.
 ※You must be present at the collection.

by appointment
Fee required

Taking your trash to the drop off center yourself

Toyonaka Itami Cleanland

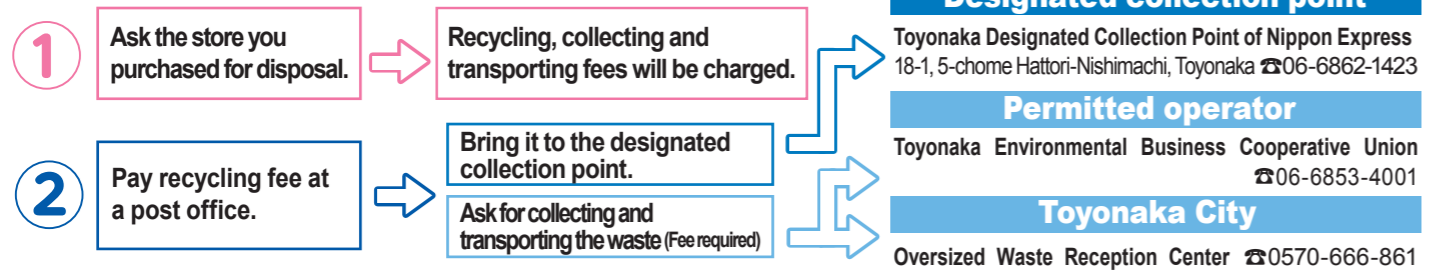
For reservations 06-6841-4498
 Monday through Saturday 9:00 ~ 17:00

[Drop-off days and hours]
 Monday through Friday (including National Holidays) 14:00 ~ 16:30
 Saturdays (including National Holidays) 10:00 ~ 16:00



Appointment required
Fee required

Items subject to the Home Appliance Recycling Law



Items that are difficult to collect, transport and dispose of ※The City does not collect them.



Waste Separation in Toyonaka City

※Please see "Wagayano Gomi Calendar" or "Collection Schedule of Trash and Recyclables" for the collection schedule of your area.



Cautions from Toyonaka City ①

Take your trash to the designated pick-up site by 8:30 on a collection day.



Cautions from Toyonaka City ②

Please separate your trash correctly. Explosions and fire accidents have occurred due to small rechargeable batteries and spray cans with contents mixed in "Non-burnable Trash".



You can find out how to separate your trash on the official Toyonaka City account of LINE! Japanese only

Please scan the 2D code to the right with your smartphone, or add Toyonaka City on LINE as a friend. Once you have accessed the City's website, you can look up "ごみ分別" "Trash Separation" from "通常メニュー" "Regular Menu".

Streaming on YouTube! Subscribe to this channel!

"Toyonaka Environmental TV"

The videos answer various environmental questions and concerns in an easy-to-understand manner.

An alarm will go off on the collection days.

"San (3) R" さんあーる Japanese only

This application "San R" enables you to easily look up the rules of trash and recyclables separation and lets you know the collection days.

Publisher/Inquiries: Domestic Trash Management Division, the Department of Environment Affairs, Toyonaka City

英語版

Plastic, PET, Cans, Paper/Clothes . . . 06-6843-3512
 Burnable, Non-burnable, Glass Bottles, Over-sized, Special Pick-ups . . . 06-6843-3513



Burnable Trash

Twice a week



Kitchen Waste



Plastic Products without "Pla-marks (プラマーク)"




Plastic Containers and Packaging that do not become clean even if rinsed



Rubber Products/Leather Products

Cut hoses into 50-cm length pieces.



Paper and clothes that you cannot put out for Paper/Clothes collection. (Unrecyclable paper and clothes)



Fallen leaves, cut grass, weeds, etc.

To put out four or more bags at a time, apply for a Special Pick-Up.



Non-burnable Trash

Once in four weeks



Kitchen Utensils



Glass/Pottery/ Tableware



Aluminum Containers/ Aluminum Foil



Fluorescent tubes/ Light bulbs



Small Electric Appliances

Items with a maximum dimension of less than 30cm
※Put rechargeable small electric appliances into the collection box at the dedicated Site.



Metal Products

Long items such as umbrellas and fluorescent tubes will be collected even if they stick out of the designated garbage bag.



Others

Use up all the fluid inside lighters.



Wrap sharp objects in thick paper and label it "キケン" (dangerous).



Plastic Containers and Packaging

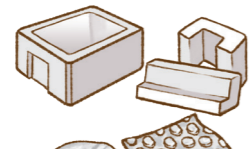
Once a week



Look for this mark.



Don't double-bag them




Cushioning materials



Caps/labels



Bags, Cellophane Film



Containers/ Food trays



Bottles



Cups

*Rinse lightly

After being carried into the Toyonaka - Itami 3R Center, plastic containers and packaging are manually sorted to remove foreign objects. Injection needles and knives mixed in the waste may cause accidents including injury to the staff. Be sure to separate your trash correctly.




Paper/ Clothes

Once in two weeks



Newspaper



Drink Cartons



Other Paper

"Other paper" is easy to put out, if you put it in a paper bag after removing stickers and plastic sheets.



Magazines



Cardboard



Clothes

Put out underwear, soiled clothes, curtains, carpets, stuffed toys and so on as burnable trash.



Cans/ Hazardous Trash

Once in two weeks



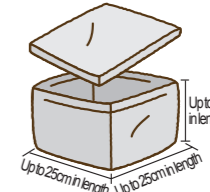
Steel cans / Aluminum cans

Rinse lightly



Spray cans / Gas canisters

※When putting them out, don't punch a hole in them, but use up the gas completely.



Cookie can

Up to 15cm in length
Up to 25cm in length
Up to 25cm in length

Items that are often mistakenly put out as cans



Aluminum containers

Non-burnable Trash



Glass Bottles

Once in two weeks



Put out metallic caps as non-burnable trash.



Glass bottles used for drinks, cooking oil, food, cosmetics, seasonings and medicines

Rinse lightly

Collection in dedicated recycling bins



※ If you don't have a dedicated recycling bin, contact the Domestic Trash Management Division.

Items that are often mistakenly put out as glass bottles



- Glass/Pottery tableware
- Opalescent glass bottles
- Fluorescent tubes, light bulbs

Non-burnable Trash



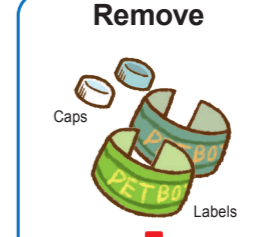
PET Bottles

Once in four weeks



PET bottles used for drinks, seasonings, and alcoholic liquor

Rinse lightly



Plastic Containers and Packaging

PET bottles are also accepted in collection bins at public facilities and supermarkets.




検索 豊中市ペットボトル

Dedicated Site Collection

See the City's website for details.



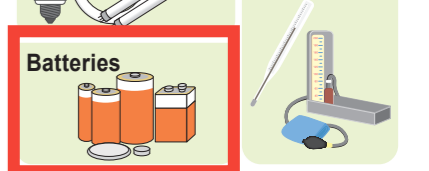
Toyonaka City HP Find the locations of collection boxes.



Used Small Electric Appliances

Mercury-Containing Waste

- Fluorescent tubes (linear / circline / bulb)
- Mercury clinical thermometer
- Mercury sphygmomanometer
- Mercury thermometer



Batteries